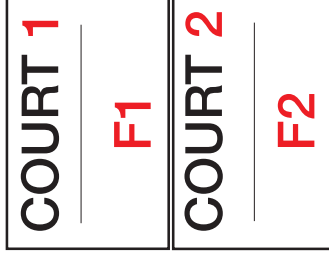





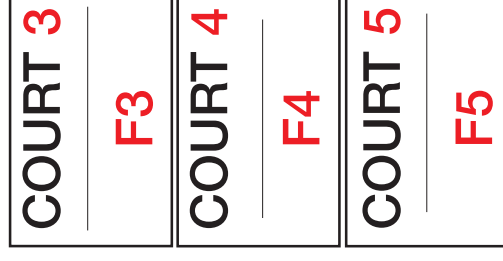
HOW TO USE THE LIGHTBOX

1. Check the court you are playing on – see court layout diagram opposite for court number and corresponding lightbox number. Select the correct lightbox number for that court.
2. Insert token(s) into slot. Each token is worth 15 minutes, which will show on the screen. Insert the relevant number of tokens for the amount of time you want to play for.
3. If you finish your game before the floodlights have gone off, you can switch them off manually by selecting your court number on the lightbox and pressing the down arrow on the screen until the amount of time is back to 0. The lights will then go out. Alternatively, leave them on and they will switch off at the end of your time period.

TOP COURTS



BOTTOM COURTS



ALSO TO NOTE

Hold button – if the lights have just gone out they can't go back on for 15 minutes. BUT you can insert tokens into the box when using the 'Hold' button.

Please wait screen – this is activated when the fourth and fifth (F4 & F5) courts are lit. After the delay screen disappears, further courts can be lit. This is to prevent overloading the power supply.

NOTE

This is a touchscreen.

It is heat and pressure sensitive so please be careful when using.

Minimum touch is required.



FACILITIES

EGRESS LIGHT

The egress light operates for 5 minutes after the floodlights extinguish to allow for safe exit from the courts.

TIME CLOCK

The floodlights are operated on a time clock which will automatically extinguish the floodlights at the Planning Consent Curfew of 10pm.

BLUE STROBE

There is a blue strobe light fitted to the floodlights on the top two courts and the middle three courts which will flash 5 minutes before your light time ends.

Additional tokens may be inserted into the meter box during this 5 minutes to extend your session.

If the lights do go out following this 5 minute warning, there will be a delay of 15 minutes before they can be relit.

PLEASE NOTE

The lights are staggered to prevent overloading the power supply.



Light Tokens

HOW MUCH DOES A TOKEN COST?

- One token = £1.
- Each token is worth 15 minutes of light time.
- Each member can purchase a maximum of 10 tokens at any one time.
- Payment for senior club night is £1 cash or 1 token
- Lost tokens cannot be replaced – further tokens will have to be purchased.

WHERE TO BUY YOUR TOKENS

- From the bar
- Coach Mark Airey - **07787510702**